



Zero Amount Invoice

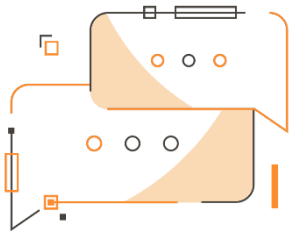
Make the system block or alert in case of zero amount with Microsoft Dynamics 365 Business Central



Zero Amount Invoice

App for Microsoft Dynamics 365 Business Central

Zero Amount Invoice allows you to make the system block or alert in case of lines or document with zero amount in Microsoft Dynamics 365 Business Central.

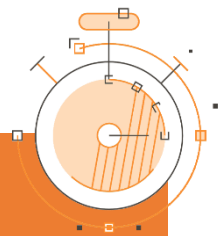


Do you want the system to warn you when trying to post lines with unit price equal to zero? Do you need an easy setup to block posting of documents with zero total amount?

How it works

The Zero Amount Invoice app for Microsoft Dynamics 365 Business Central allows you to:

- Easily manage the zero amount lines / documents
- Make the system block the posting in case of zero amount
- Make the system alert you in case of lines with unit price equal to zero
- Both for sales and purchase



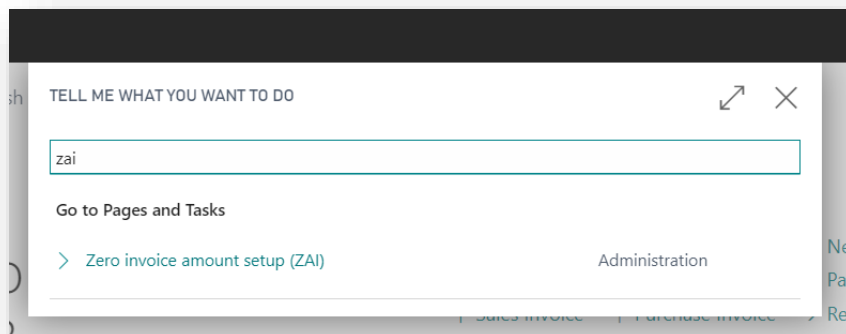
Quick Guide

Ready to go in 4 steps:

1. Enter the correct setup
2. Create a Purchase or Sales invoice with zero-lines or zero total amount
3. Release the document
4. Post the document

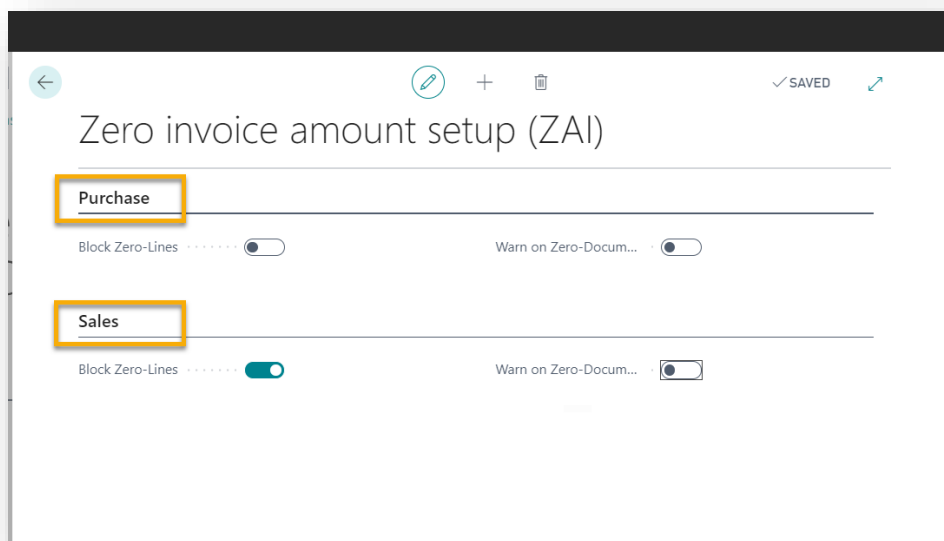
Zero Amount Invoice - SUMMARY

For a summary of the functionalities, press ALT + Q and type "ZAI":



Zero invoice amount setup (ZAI)

In the setup you can choose whether to block the invoice posting in case of zero-lines or receive a warning message if the document has a zero amount:



Field	Description
Block zero-lines	If true it will block all lines with unit price equal to zero
Warn on zero-documents	If true it will warn the user that the document has a zero amount. The system still allows the posting.

Subscription

Some features of Zero Amount Invoice app require a subscription.

The subscription can be activated from Subscription control panel or directly from the notification messages that the system proposes, by clicking on the link that allows you to start the subscription wizard.

Contact us for more info:

www.eos-solutions.it/en/contact-support.html



www.eos-solutions.it