

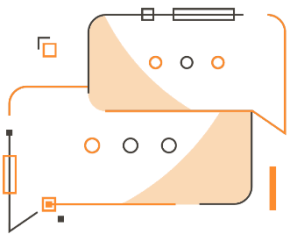


Withholding Tax Certificazioni Uniche For Italy  
Process, send and print the file Certificazioni Uniche in  
Microsoft Dynamics 365 Business Central



## Withholding Tax Certificazioni Uniche For Italy App for Microsoft Dynamics 365 Business Central

The Withholding Tax Certificazioni Uniche For Italy app allows you to process, send and print the file Certificazioni Uniche.in Microsoft Dynamics 365 Business Central.



Do you want to print and send the Certificazione Uniche file to the Italian Tax Authority (Agenzia delle Entrate) from within Microsoft Dynamics 365 Business Central?

### How it works

Thanks to the Withholding Tax Certificazioni Uniche For Italy app you can:

- Process and send the file Certificazioni Uniche
- Print data on the official form provided by the Tax Authority

### Quick Guide

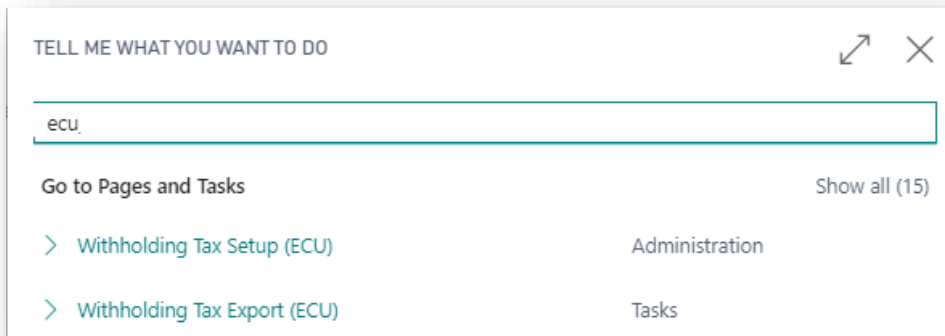
Ready to go in three steps:

1. Set the "Withholding Tax Setup (ECU)"
2. In "Withholding Tax" set the parameters which refer to the Communication to export
3. Verify the preview and export the file



## Withholding Tax Certificazioni Uniche For Italy- SUMMARY

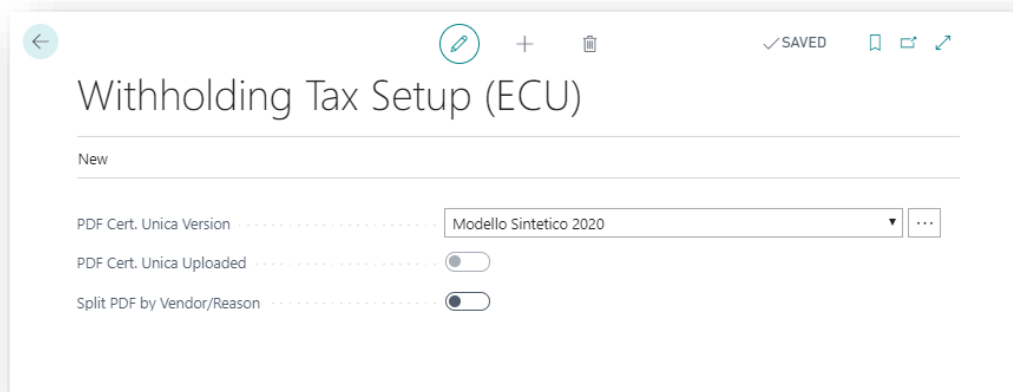
Press ALT + Q e digitare "ECU" for a summary of the features:



## Withholding Tax Setup (ECU)

Nel Setup scegliere il layout ufficiale per la stampa tra quelli precaricati a sistema.

In the Setup page select the official layout for printing among those preloaded on the system.



Field	Description
PDF Cert. Unica Version	choose the official form to be used (downloaded from the Cloud)
PDF Cert. Unica Uploaded	it is automatically activated by the system
Split PDF by Vendor/Reason	if enabled the pdf will be filtered by vendor



## Withholding Tax Export (ECU)


Thanks to the Withholding Tax Certificazioni Uniche For Italy (ECU) app you can process and send the file Certificazioni Uniche printed on the official form:

The screenshot shows the 'Withholding Tax Export (ECU)' app interface. At the top, there are navigation icons (back, edit, add, delete) and utility icons (bookmark, share, refresh). Below the title, there are buttons for 'Export File' and 'PDF Print Preview'. The main form contains the following fields:

- Year: 2019
- Signing Company Offi...: AAA
- Prepared by: Company
- Communication Num...: 1
- Vendor No.: F00020
- Start related Date: 4/10/2019
- End related Date: 4/10/2019
- Tax Code: (empty)
- Start payment Date: 4/10/2019
- End payment Date: 4/10/2019

Field	Description
Year	write the year to which the Communication is referred
Signing Company Officials	choose a Company official who can sign the Communication. N.B. In the General Ledger Setup you need to set a No. Series for Officials
Prepared by	specifies the subject who submits the Communication: <ul style="list-style-type: none"> <li>• Company</li> <li>• Tax Representative</li> </ul>
Communication Number	fill in the Communication number
Vendor No.	it is possible to filter by vendor
Start/ End related Date	indicate the competence period for the posted documents
Tax Code	specify the tax code

Print example:



The image displays a printed example of the UNICA 2020 tax form, which is a consolidated form for reporting income tax. The form is divided into several sections:

- CERTIFICAZIONE UNICA 2020:** The top left section, containing general information and a table for reporting income tax.
- CERTIFICAZIONE UNICA 2020:** The top middle section, containing information about the taxpayer and the tax authority.
- CERTIFICAZIONE UNICA 2020:** The top right section, containing information about the taxpayer's tax status and the tax authority.
- CONTRIBUENTE:** The middle section, containing information about the taxpayer's personal details and tax status.
- LE SCHEDE PER LA DETERMINAZIONE DELL'OTTO PER MILLE, DEL CINQUE PER MILLE E DEL DUE PER MILLE:** The bottom left section, containing information about the taxpayer's contributions to the State, the Regions, and the Provinces.
- LE SCHEDE PER LA DETERMINAZIONE DELL'OTTO PER MILLE DEL 90%:** The bottom middle section, containing information about the taxpayer's contributions to the State, the Regions, and the Provinces.
- LE SCHEDE PER LA DETERMINAZIONE DEL CINQUE PER MILLE DEL 90%:** The bottom right section, containing information about the taxpayer's contributions to the State, the Regions, and the Provinces.

## Subscription

Some features of the Withholding Tax Certificazioni Uniche For Italy app require a subscription.

The subscription can be activated from Subscription control panel or directly from the notification messages that the system proposes, by clicking on the link that allows you to start the subscription wizard

Contact us for more info:

[www.eos-solutions.it/en/contact-support.html](http://www.eos-solutions.it/en/contact-support.html)



[www.eos-solutions.it](http://www.eos-solutions.it)