

# Microsoft Dynamics 365 Business Central

An all-in-one business management solution that helps your business connect financials, sales, service, and operations to streamline business processes, improve customer interactions and make better decisions.

## Manage your financials

### Make informed decisions

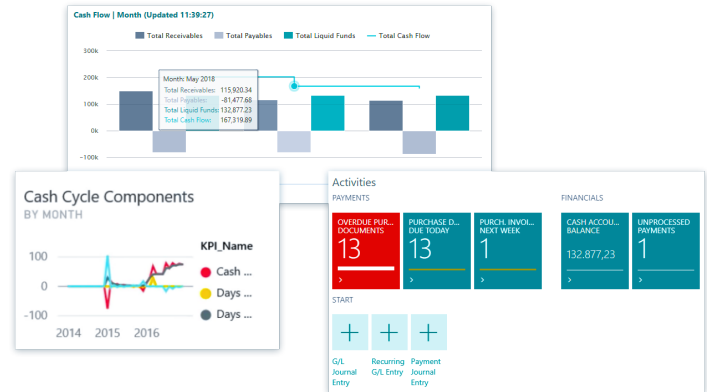
Connect data across accounting, sales, purchasing, inventory, and customer interactions to get an end-to-end view of your business. Chart financial performance in real time with built-in Power BI dashboards.

### Accelerate financial close and reporting

Streamline accounts receivables and payables, and automatically reconcile accounts to close and report on financials quickly and accurately, while maintaining compliance.

### Improve forecast accuracy

Refine financial forecasts by modeling and analyzing data across multiple dimensions. Customize reports using seamless Microsoft Excel integration.



## Automate and secure your supply chain

### Optimize inventory levels

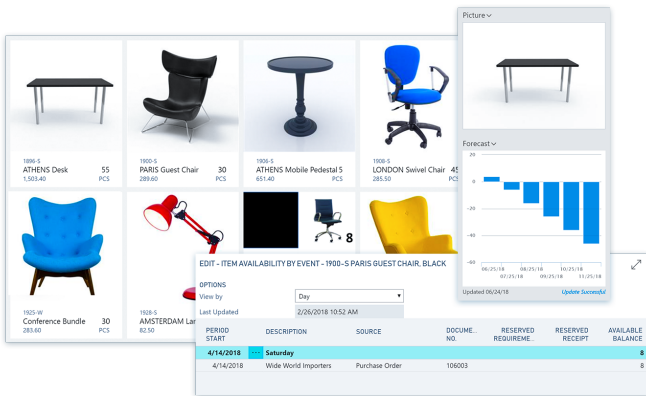
Use built-in intelligence to predict when and what to replenish. Purchase only what you need with dynamically updated inventory levels.

### Avoid lost sales and reduce shortages

Maintain the right amount of inventory by automatically calculating stock levels, lead times, and reorder points. Suggest substitutes when requested items are out of stock.

### Maximize profitability

Get recommendations on when to pay vendors to use vendor discounts or avoid overdue penalties. Prevent unnecessary or fraudulent purchases through approval workflows.



## Sell smarter and improve customer service

### Deliver value at every touch point

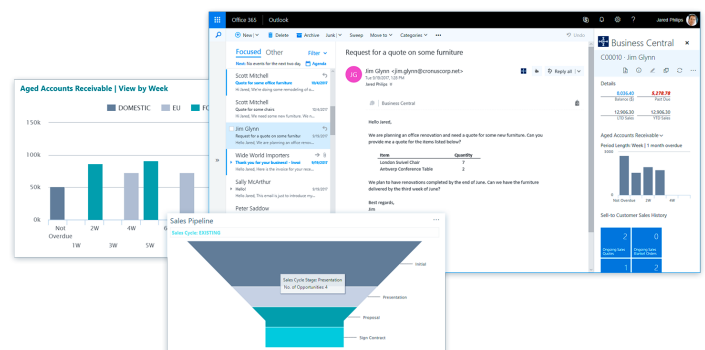
Prioritize sales leads based on revenue potential. Keep track of all customer interactions and get guidance on best upsell, cross-sell, and renewal opportunities throughout your sales cycle.

### Boost sales productivity

Accelerate the quote to cash process. Act quickly on sales-related inquiries, manage service requests, and process payments—all from within Outlook.

### Maximize profitability

Gain a comprehensive overview of your service tasks, workloads, and employee skills to effectively assign resources and accelerate case resolution.



## Keep projects on time and under budget

### Stay on budget

Create, manage, and track customer projects using timesheets along with advanced job costing and reporting capabilities. Develop, modify, and control budgets to ensure project profitability.

### Plan with precision

Manage resource levels by planning capacity and sales. Track invoicing for customers against planned costs on orders and quotes.

### Analyze project performance

Make effective decisions with real-time insight on project status, profitability, and resource-usage metrics.

VIEW - EMPLOYEE LIST + New

	Annette Hill	Secretary		John Roberts	Manager
	Mary Dempsey	Designer		Mark Hanson	Production
	Peter Sadowski	Sales Manager		Richard Lum	Production
	Timothy Sneath	Production Assistant			

Job Details

Job No. JOB00020

Budget Cost

Resource	360.00
Item	328.00
G/L Account	235.00
Total	923.00

Actual Cost

Resource	345.00
Item	205.00
G/L Account	233.00
Total	783.00

Billable Price

Resource	1,440.00
Item	420.00
G/L Account	0.00
Total	1,860.00

Invoiced Price

Resource	321.00
Item	102.00
G/L Account	340.00
Total	763.00

NEW - WAREHOUSE SHIPMENT - SH000005

SH000005

General

Location Code: SH000005, Posting Date: 1/1/2018

Location Code: WHITE, Assigned User ID: [User]

Zone Code: SH0P, Assignment Date: [Date]

Bin Code: W 09-0001

Document Status: Open

EDIT - ITEM AVAILABILITY BY BOM LEVEL

NO.	DESCRIPTION	WAR.	BO.	QTY PER PARENT	UNIT OF MEASURE	REFLENI SYSTEM	AVAILABLE QUANTITY	NEEDED BY DATE
1000	Bicycle			12	PCS	Prod. Order		3/1/2018
1100	Front Wheel			34	PCS	Prod. Order		3/1/2018
1110	Rim			44	PCS	Purchase		2/15/2018
1120	Spokes			55	PCS	Purchase		2/15/2018
1150	Front Hub			100	PCS	Prod. Order		2/15/2018
1151	Axle Front Wheel			25	PCS	Purchase		2/15/2018
1155	Socket Front			67	PCS	Purchase		2/15/2018
1160	Tire			10	PCS	Purchase		2/15/2018
1170	Tube			89	PCS	Purchase		2/15/2018
1200	Back Wheel			50	PCS	Prod. Order		3/1/2018
1110	Rim			46	PCS	Purchase		3/1/2018
1120	Spokes			122	PCS	Purchase		3/1/2018

## Optimize your operations

### Manage forecasting to fulfillment

Use sales forecasts and expected stock-outs to automatically generate production plans and create purchase orders.

### Run your warehousing efficiently

Get a holistic view of inventory for efficient order fulfillment. Track every item transaction and movement by setting up bins based on warehouse layout and storage unit dimensions.

### Reach optimal output levels

Calculate and optimize manufacturing capacity and resources to improve production schedules and meet customer demands.

## Next Steps

With flexibility at the core of your business, start with what you need now and easily adapt as your business needs change. Learn more about [Dynamics 365 Business Central](#) and [contact us](#) for a consultation.

Dynamics 365 - Business Central

CRONUS | Finance | Cash Management | Sales | Purchasing | Approvals | Self-Service | Setup & Extensions

Customers | Vendors | Items | Bank Accounts | Chart of Accounts

MESSAGE: The largest sales invoice posted in the last 90 days was for \$19,944

ACTIVITIES

SALES THIS MONTH	OVERDUE SALES INVOICE AMOUNT	OVERDUE PURCHASE INVOICE AMOUNT
\$49,422	\$63,890	\$6,919
75% more	75% more	75% more

OVERDUE SALES

21	41	7
Sales Order	Sales Order	Sales Order

OVERDUE PURCHASES

4	3	0
Purchase Order	Shipping Invoice	Other Invoice

OVERDUE INVOICES

1	1
Invoice	Invoice

Business Assistance

CRONUS

Business Assistance

Top Five Customers by Sales Value

\$49,422	\$63,890	\$6,919
Sales This Month	Overdue Sales Invoice Amount	Overdue Purchase Invoice Amount

OVERDUE SALES

21	41	7
Sales Order	Sales Order	Sales Order

OVERDUE PURCHASES

4	3	0
Purchase Order	Shipping Invoice	Other Invoice

OVERDUE INVOICES

1	1
Invoice	Invoice

Business Assistance

Favorite Accounts

Account No. 10100

Checking account

1,018.81