



Detailed Document Discounts

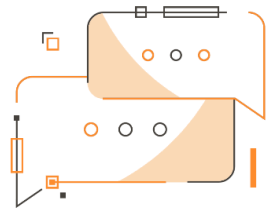
insert header and line unlimited discounts in sales & purchase documents in Microsoft Dynamics 365 Business Central



Detailed Document Discounts

App for Microsoft Dynamics 365 Business Central

Detailed Document Discounts allows you to insert unlimited header and line discounts in sales and purchase documents.



Do you want to enter multiple discounts on document lines? Do you want to link discounts to payment terms and/or shipping methods? Do you need to add header discount to document?

How it works

Thanks to the Detailed Document Discounts app you can:

- Enter unlimited discounts on document sales / purchase lines
- Insert multiple discounts on price list
- Link discounts to Payment terms / Shipment methods
- Quickly view the applied discounts thanks to the detailed discounts table

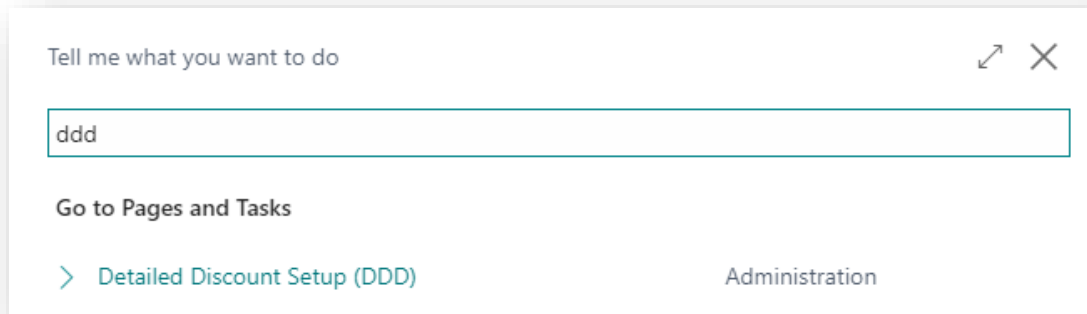
Quick Guide

Ready in a few steps:

1. Set up the application setup and source code setups.
2. Link discounts to payment terms and / or shipping methods.
3. Enter multiple discounts in sales / purchase documents both in the header and in the lines.

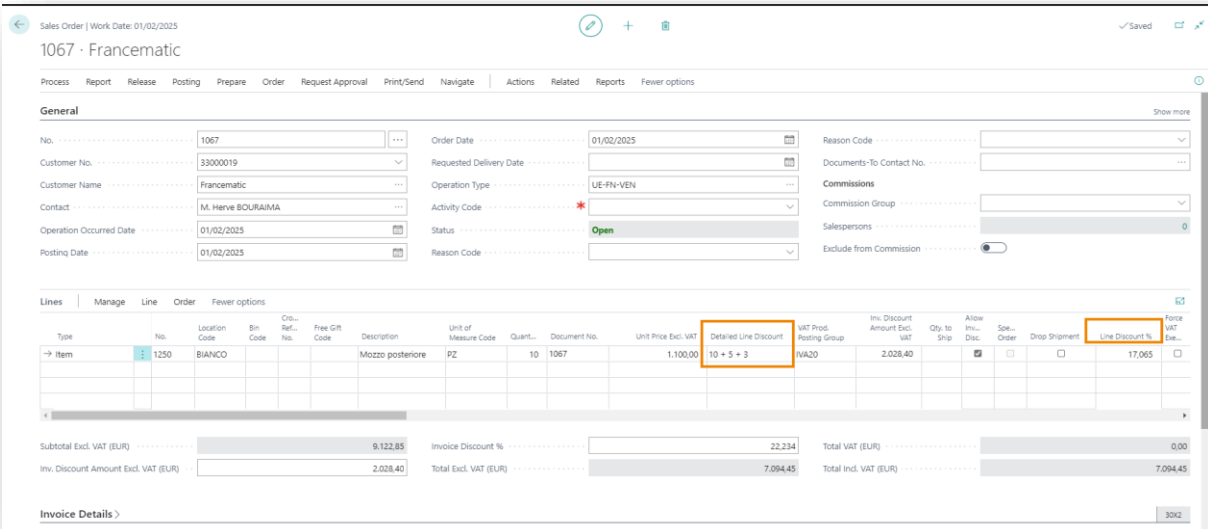
Detailed Document Discounts - SUMMARY

Press ALT + Q and digit "DDD" for a list of the features involved:



Discounts on document lines

On the document LINES (e.g., Sales order) we insert a line Type=Item for example, a quantity and a unit price:



Sales Order | Work Date: 01/02/2025

1067 · Francematic

Process Report Release Posting Prepare Order Request Approval Print/Send Navigate Actions Related Reports Fewer options

General

No. 1067 Order Date 01/02/2025 Reason Code

Customer No. 33000019 Requested Delivery Date Documents-To Contact No.

Customer Name Francematic Operation Type UE-FN-VEN Commissions

Contact M. Herve BOURAIMA Activity Code Status Open Salespersons 0

Operation Occurred Date 01/02/2025 Reason Code Exclude from Commission

Posting Date 01/02/2025

Lines | Manage Line Order Fewer options

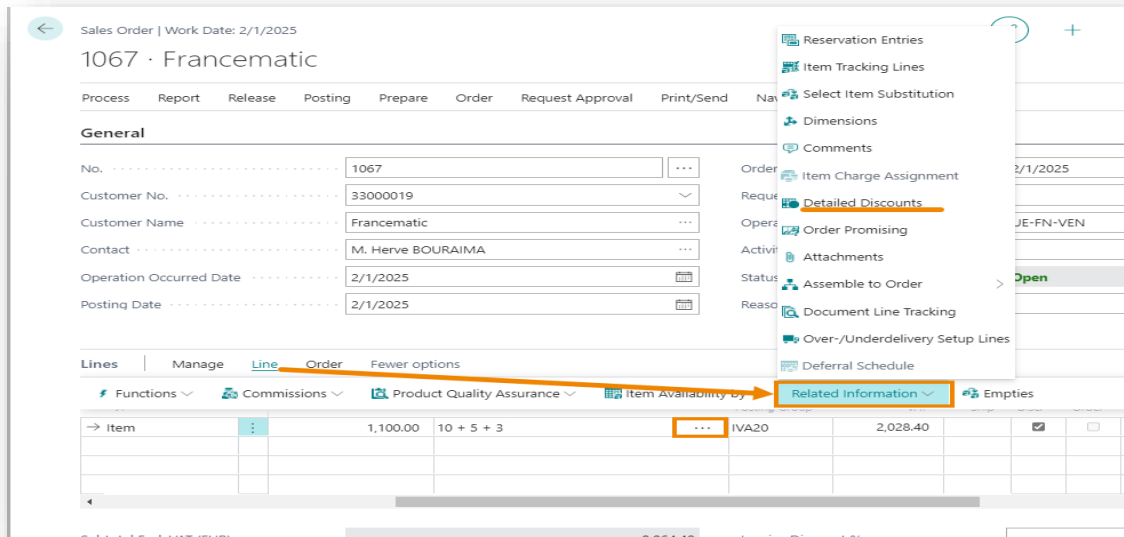
Type	No.	Location Code	Bin Code	Op. Ref. No.	Free Gift Code	Description	Unit of Measure Code	Quant.	Document No.	Unit Price Excl. VAT	Detailed Line Discount	VAT Prod. Posting Group	Incl. Discount Amount Excl. VAT	Qty. to Ship	Allow Incl. Disc.	Sp. Order	Drop Shipment	Line Discount %	Force VAT Excl.
→ Item	1250	BIANCO				Mozze posteriore	PZ	10	1067	1.100,00	10 + 5 + 3	IVA20	2.028,40		<input checked="" type="checkbox"/>	<input type="checkbox"/>	<input type="checkbox"/>		17,065

Subtotal Excl. VAT (EUR) 9.122,85 Invoice Discount % 22,234 Total VAT (EUR) 0,00

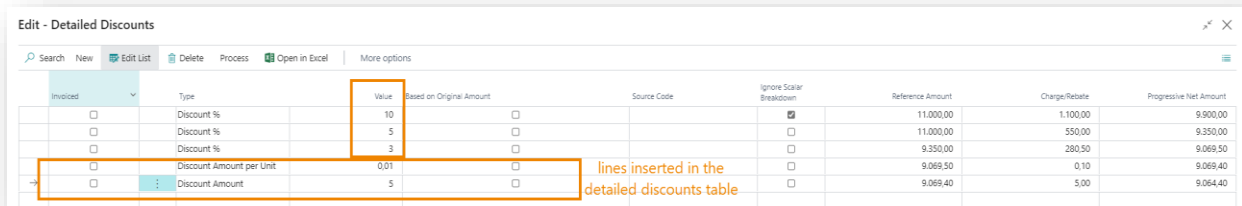
Incl. Discount Amount Excl. VAT (EUR) 2.028,40 Total Excl. VAT (EUR) 7.094,45 Total Incl. VAT (EUR) 7.094,45

Invoice Details >

In addition to the standard "Line Discount %" field, the lines include the "Detailed Line Discount" field where multiple discounts can be entered. From Lines-> Related Information-> Detailed Discounts or by clicking the three dots:



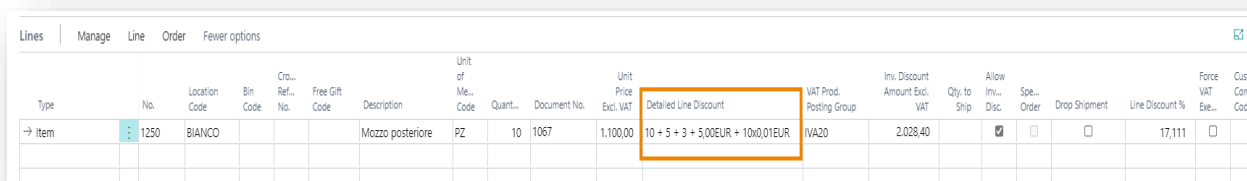
you can access the "Detailed Discounts" table in which you can view the discounts entered. It is also possible to add more discount lines:



Invoiced	Type	Value	Based on Original Amount	Source Code	Ignore Star Escapement	Reference Amount	Charge/Rebate	Progressive Net Amount
<input type="checkbox"/>	Discount %	10	<input type="checkbox"/>		<input checked="" type="checkbox"/>	11,000.00	1,100.00	9,900.00
<input type="checkbox"/>	Discount %	5	<input type="checkbox"/>		<input type="checkbox"/>	11,000.00	550.00	9,350.00
<input type="checkbox"/>	Discount %	3	<input type="checkbox"/>		<input type="checkbox"/>	9,350.00	280.50	9,069.50
<input type="checkbox"/>	Discount Amount per Unit	0.01	<input type="checkbox"/>		<input type="checkbox"/>	9,069.50	0.10	9,069.40
<input type="checkbox"/>	Discount Amount	5	<input type="checkbox"/>		<input type="checkbox"/>	9,069.40	5.00	9,064.40

the system has splitted the discounts entered in the document line by creating three detail lines. The last two lines were added manually.

By closing the detail table and returning to the document, the system adds the discounts entered on the detail page:



Type	No.	Location Code	Bin Code	Cro. Ref. No.	Free Gift Code	Description	Unit of Me. Code	Quant.	Document No.	Unit Price Excl. VAT	Detailed Line Discount	VAT Prod. Posting Group	Inv. Discount Amount Excl. VAT	Qty. to Ship	Allow Inv. Disc.	Spe. Order	Drop Shipment	Line Discount %	Force VAT Ene.	Cust. Com. Code
→ Item	1250	BIANCO				Mozzo posteriore	PZ	10	1067	1,100.00	10 + 5 + 3 + 5,00EUR + 100,01EUR	IIVA20	2,028.40		<input checked="" type="checkbox"/>	<input type="checkbox"/>	<input type="checkbox"/>	17,111	<input type="checkbox"/>	



Price List discounts

Discounts can also be applied to the price list.

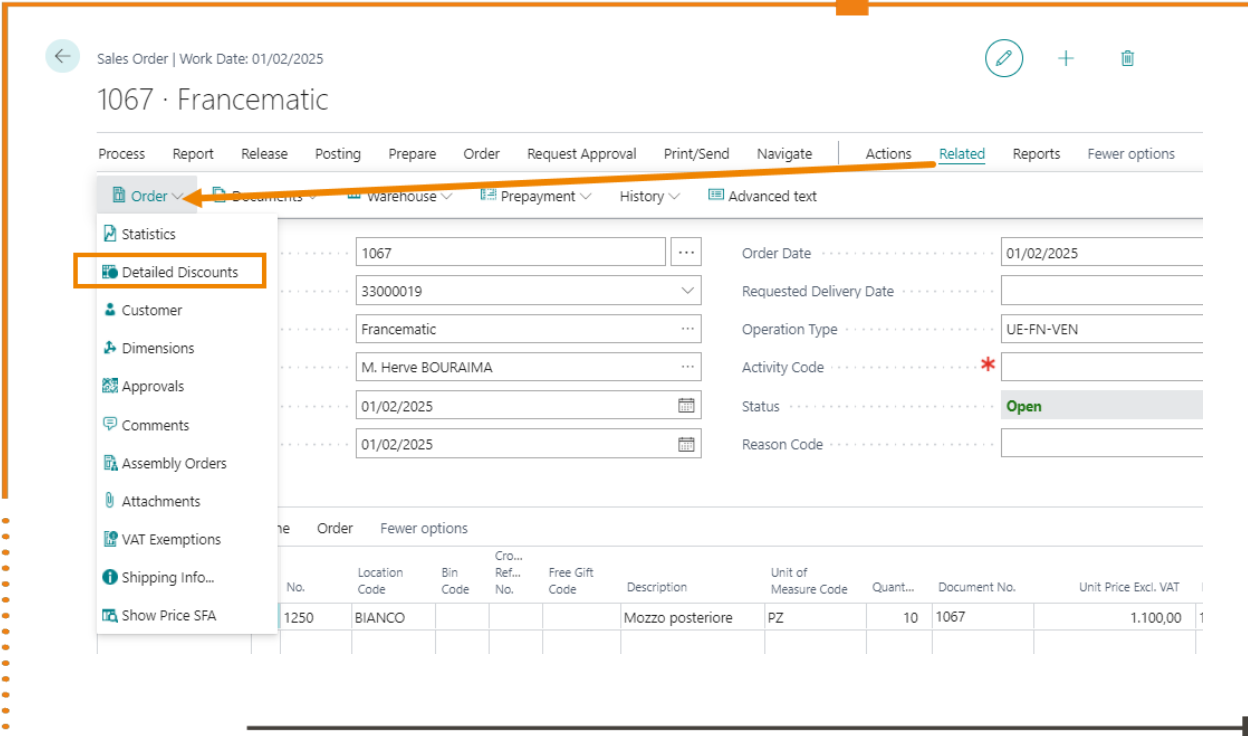
The screenshot shows the 'Items' application interface. The 'Sales Discounts' menu item is highlighted in the top navigation bar. The main view displays the configuration for item 1250, including filters and a table of discounts. The 'Detailed Discount' field in the table is highlighted with a red box and contains the value '10 + 5'.

Sales Type ↑	Sales Code ↑	Type ↑	Code ↑	Unit of Measure Code ↑	Minimum Quantity ↑	Line Discount %	Detailed Discount	Starting Date ↑
Customer	33000019	Item	1250	PZ	0,00	14,50	10 + 5	

From the three dots of the Detailed Discount field you can access the detailed discounts table. In this case, the Process-> Update preview action will not be present as we are in the price list and there is no starting amount on which to apply the discount.

Header discounts

It is also possible to apply document discounts from Related-> Order-> Detailed Discounts:



The screenshot shows a 'Sales Order' for '1067 · Francematic' with a work date of 01/02/2025. The 'Related' menu is open, highlighting 'Detailed Discounts'. The main form displays order details such as Order Date (01/02/2025), Customer (Francematic), and Status (Open). Below the form is a table with the following data:

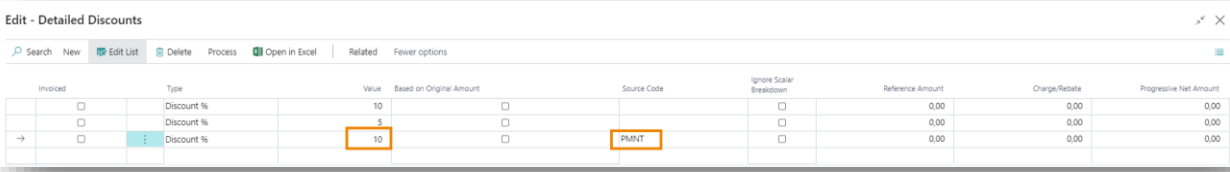
No.	Location Code	Bin Code	Ref... No.	Free Gift Code	Description	Unit of Measure Code	Quant...	Document No.	Unit Price Excl. VAT
1250	BIANCO				Mozzo posteriore	PZ	10	1067	1.100,00

There is a table like the previous one in which to enter the discounts.

Header discounts can be inherited from

- **Payment terms**
- **Shipping methods**

On both pages there is the "Detailed Discount" field where the discounts are entered. The source code allows us to understand whether it was inherited from a payment term or from a shipping method:



The screenshot shows the 'Edit - Detailed Discounts' table with the following data:

Invoiced	Type	Value	Based on Original Amount	Source Code	Ignore Scalar Breakdown	Reference Amount	Charge/Rebate	Progressive Net Amount
<input type="checkbox"/>	Discount %	10	<input type="checkbox"/>		<input type="checkbox"/>	0,00	0,00	0,00
<input type="checkbox"/>	Discount %	5	<input type="checkbox"/>		<input type="checkbox"/>	0,00	0,00	0,00
<input checked="" type="checkbox"/>	Discount %	10	<input type="checkbox"/>	PMNT	<input type="checkbox"/>	0,00	0,00	0,00

Subscription

Some features of the Detailed Documents Discounts app require a subscription.

The subscription can be activated from Subscription control panel or directly from the notification messages that the system proposes, by clicking on the link that allows you to start the subscription wizard.

Contact us for more info:

www.eos-solutions.it/en/contact-support.html



www.eos-solutions.it