



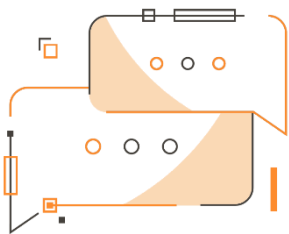
Combine Warehouse Shipment

combine shipments according to grouping criteria defined in the setup in Microsoft Dynamics 365 Business Central

Combine Warehouse Shipment

App for Microsoft Dynamics 365 Business Central

Combine Warehouse Shipment combine shipments according to grouping criteria defined in the setup in Microsoft Dynamics 365 Business Central.



Would you like to combine shipments for the same customer, but with different destination? Do you need a simple setup to choose the cumulation criteria? Do you need to navigate the shipment details and edit them quickly and easily? Would you like the system to show a descriptive line with the order number on the invoice?

How it works

Thanks to Combine Warehouse Shipment:

- the system will generate the cumulative shipments after setting the setup parameters
- it will be possible to view in detail the shipping groups created by the system, possibly modifying the options according to the needs
- create cumulative shipments from Sales Orders, Purchase Returns, Transfer Shipments, Service Shipments

Quick Guide

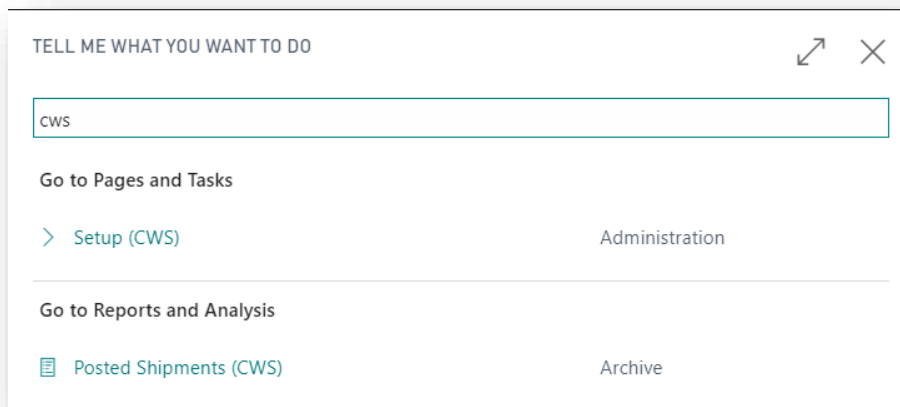
Ready in a few steps:

1. Create CWS shipment from w.hse shipments or directly from orders
2. Select shipments to be combined and verify grouping details
3. Post and Print CWS shipments

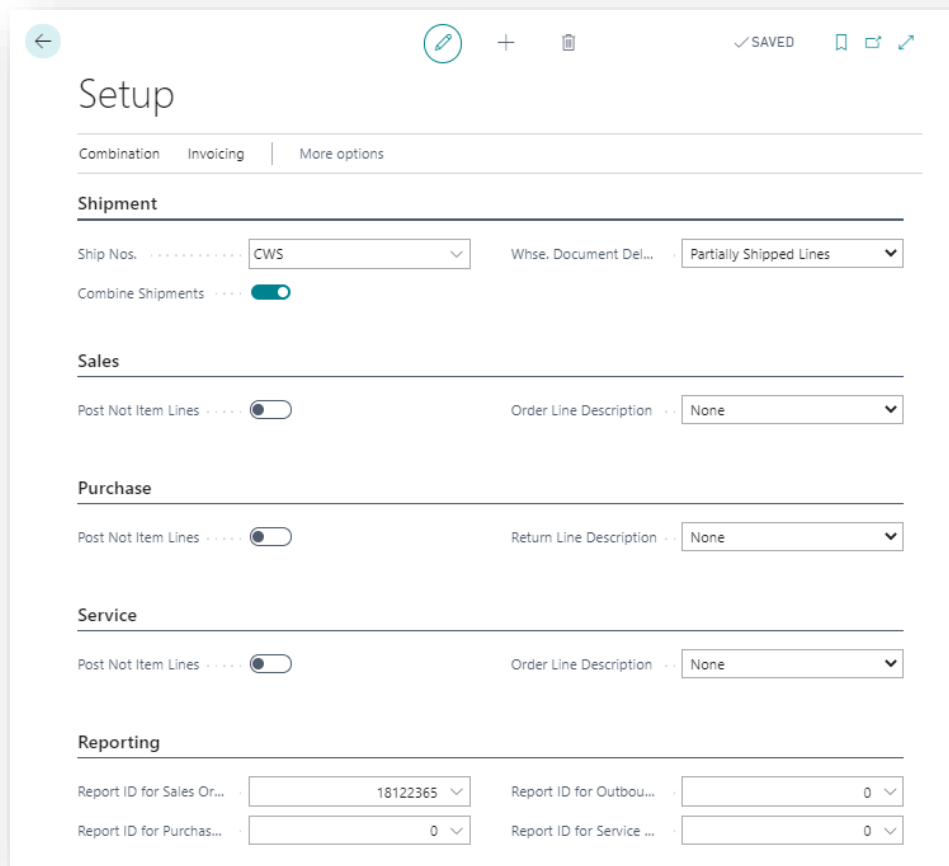


Combine Warehouse Shipment - SUMMARY

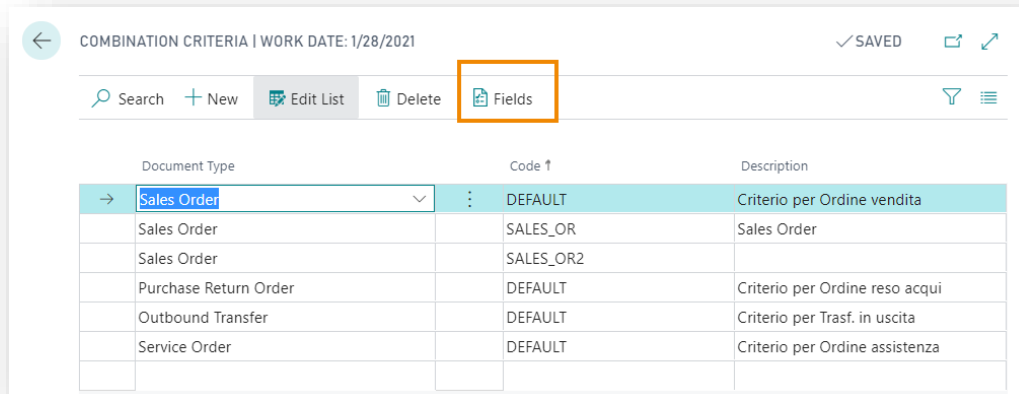
PreSS ALT + Q and digit "CWS" for a summary of the involved features:



CWS Setup



From **Combination->Combination Criteria Codes** for each Document Type to ship it is possible to define one or more criteria code.

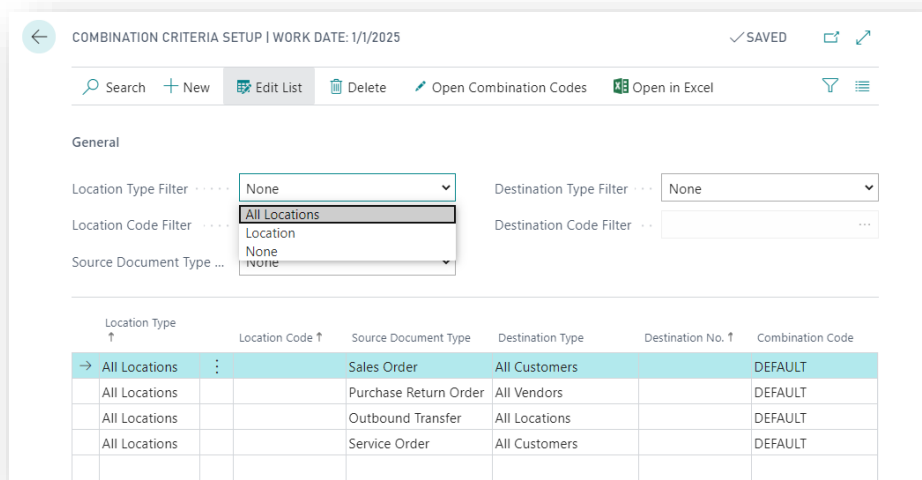


COMBINATION CRITERIA | WORK DATE: 1/28/2021

Search + New Edit List Delete Fields

Document Type	Code †	Description
Sales Order	DEFAULT	Criterio per Ordine vendita
Sales Order	SALES_OR	Sales Order
Sales Order	SALES_OR2	
Purchase Return Order	DEFAULT	Criterio per Ordine reso acqui
Outbound Transfer	DEFAULT	Criterio per Trasn. in uscita
Service Order	DEFAULT	Criterio per Ordine assistenza

From **Combination->Combination Criteria Setup**, for each Document Type to ship can be defined one or more criteria setup for a specific shipment location to specific destination



COMBINATION CRITERIA SETUP | WORK DATE: 1/1/2025

Search + New Edit List Delete Open Combination Codes Open in Excel

General

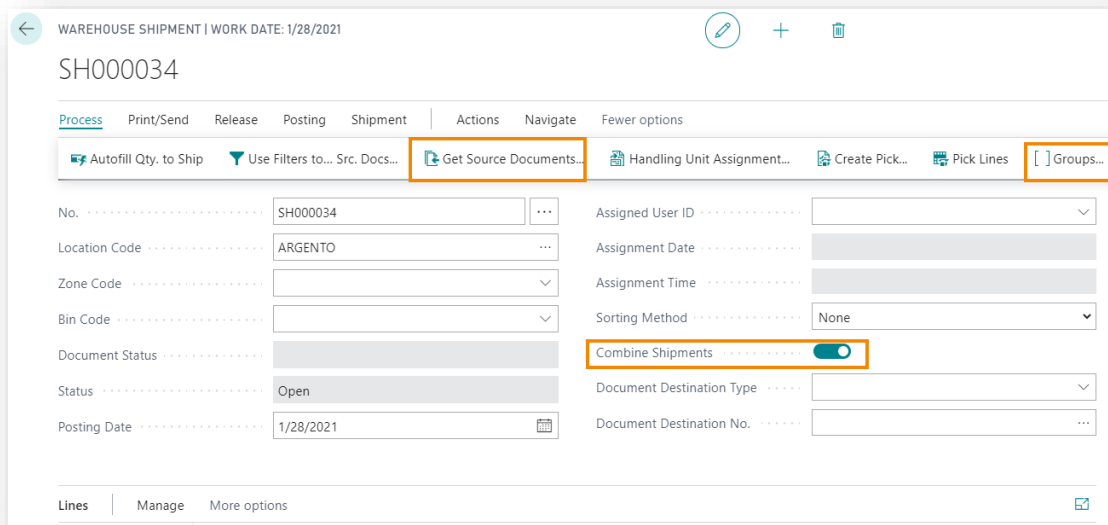
Location Type Filter: None
 Location Code Filter: All Locations
 Source Document Type: None

Destination Type Filter: None
 Destination Code Filter: ...

Location Type †	Location Code †	Source Document Type	Destination Type	Destination No. †	Combination Code
All Locations		Sales Order	All Customers		DEFAULT
All Locations		Purchase Return Order	All Vendors		DEFAULT
All Locations		Outbound Transfer	All Locations		DEFAULT
All Locations		Service Order	All Customers		DEFAULT

Create CWS Shipment from W.hse Shipment

From the W.hse Shipment list->New you can create a new warehouse shipment:



- Press "Get Source Doc. Lines". You will see a list containing all orders which articles are in the location selected. You can filter for Source Document, Destination No., Destination Type, Ship-to Address ecc. You can also choose to view only the documents with the same shipping address (Only Combinable Documents).

Show Lines allows to show details for the specific orders.

- From Process->Groups it is showed details about grouping shipments.
- From Shipping Info we can verify / modify the shipping options:

When creating the invoice, by pressing "Get shipment lines" the system will show the posted CWS. We select the CWS and they will be imported in the invoice.

Create CWS shipment directly from order

We post a Sales Order containing items in a location without w.hse management. The system creates the CWS shipment, which we can see directly from the document via Navigate->CWS Shipment or from the Posted Shipments List (CWS).



Posted Shipments (CWS)

In Posted invoice there is the related invoice or invoices if the W.hse shipment contains multiple shipping addresses.

On Posted Shipments (CWS) list there are all the posted shipments:

No.	Destination Type	Destination No.	Name	Location Code	No. Printed	Source Document
CWS-ALL-0003	Customer	50000	Guildford		0	Service Order
CWS-WHSE01-0035	Customer	30000	John Ha	WHSE01	0	Sales Order
CWS-WHSE01-0006	Location	BLUE	Blue Warehouse	WHSE01	1	Outbound Transfer
CWS-ALL-0031	Vendor	20000	AR Day Property Management	YELLOW	1	Purchase Return Order

No. Printed	Source	Location Code	No. Printed
0	Service		
0	Service		

Subscription

Some features of the Combine Warehouse Shipment app require a subscription.

The subscription can be activated from Subscription control panel or directly from the notification messages that the system proposes, by clicking on the link that allows you to start the subscription wizard

Contact us for more info:

www.eos-solutions.it/en/contact-support.html



www.eos-solutions.it