



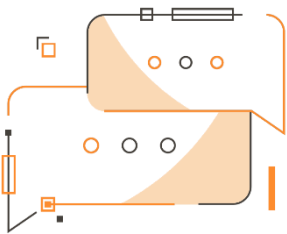
Advanced Dimensions Management

set filters on the G/L Account Dimensions
in Microsoft Dynamics 365 Business Central

Advanced Dimensions Management

App for Microsoft Dynamics 365 Business Central

Advanced Dimensions Management allows to set filters on the G/L Account Dimensions selected by the user and to force Dimension Codes during the invoice posting in Business Central.



Do you want the system to automatically fill in the Dimension codes with values set as default? Do you want the system to propose you only specific values when you add Dimensions on documents?

How it works

Thanks to the Advanced Dimensions Management app you can:

- Set filters on Dimensions that the user can select
- Force the default Dimension code value during the posting (on the entries created by the system itself)

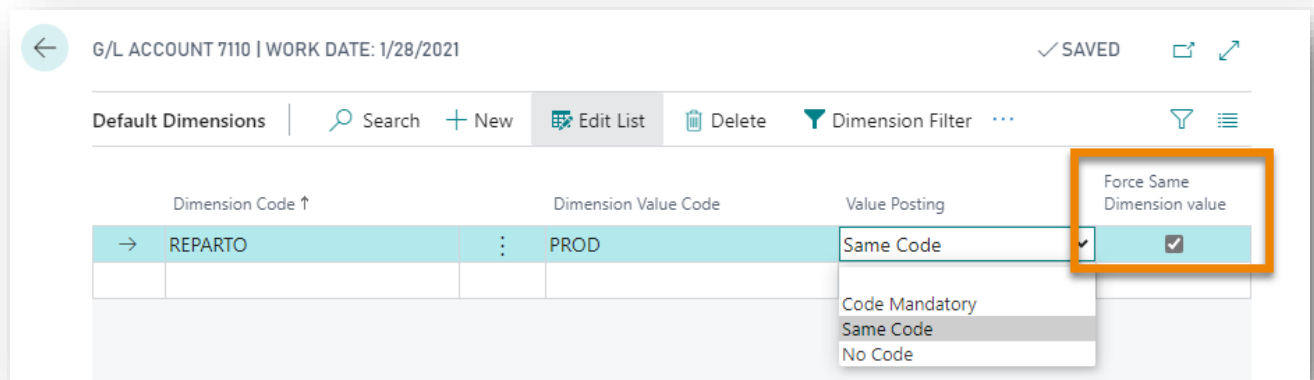
Quick Guide

Ready in a few steps

1. Enter the Dimension filter setup
2. Create an invoice
3. When entering the Dimensions, the system proposes the ones previously set

Dimensions on G/L Account Card

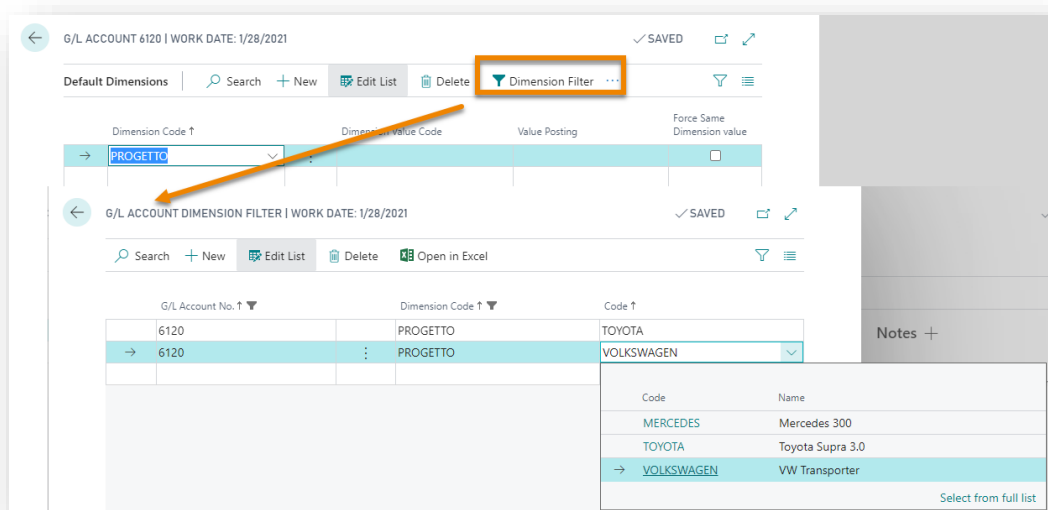
From the Account Card->Account->Dimensions it is possible to list the dimension values that the system will apply by default (on the entries created by the system itself) in the case they are not specified:



Thanks to the option **Force Same Dimension value**, the Advanced Dimensions Management app force the default dimension code entered in the field "Dimension Value Code" during the posting.

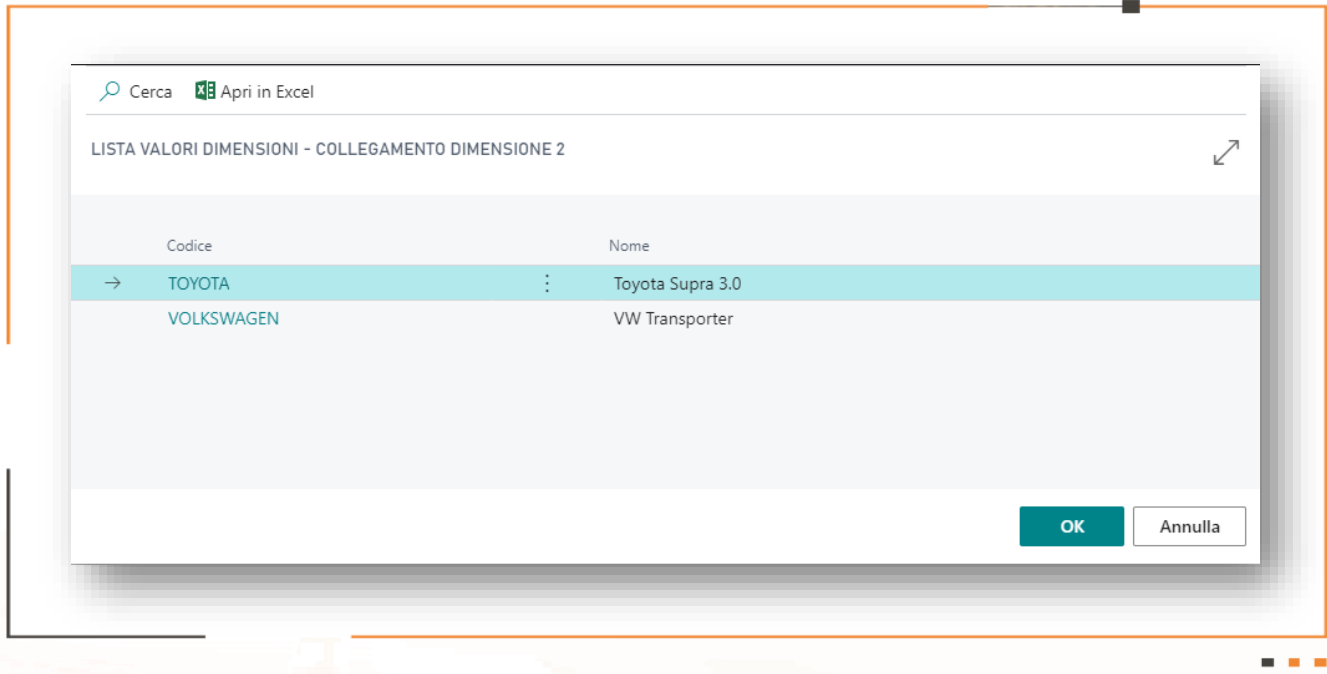
Dimension Filter

From G/L Account Card->Dimensions->Dimension Filter we can determine the values that will be accepted for the different Dimension Codes





When we create a sales invoice and we add a Dimension the system will accept only codes according to the setup setting:



Subscription

Some features of the Advanced Dimensions Management app require a subscription. The subscription can be activated from Subscription control panel or directly from the notification messages that the system proposes, by clicking on the link that allows you to start the subscription wizard

Contact us for more info:

www.eos-solutions.it/en/contact-support.html



www.eos-solutions.it