




## ADVANCED CASH FLOW

DETERMINE, VIEW AND MODIFY DEADLINES  
IN MICROSOFT DYNAMICS 365 BUSINESS CENTRAL



[www.eos-solutions.it/en/advanced-cash-flow.html](http://www.eos-solutions.it/en/advanced-cash-flow.html)





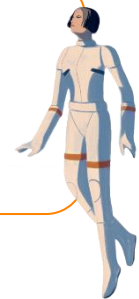
## Advanced Cash Flow

### App for Microsoft Dynamics 365 Business Central


DO YOU WANT TO DEFINE THE DUE DATES OF THE SALES / PURCHASE ORDERS STARTING FROM THE PAYMENT TERMS FROM THE SHIPPING / DELIVERY DATES OR FROM THE DATE IN THE INVOICING PLAN?

DO YOU WANT TO VIEW THE CUSTOMER EXPOSURE ACCORDING TO THE DEADLINES OF THE ENTRIES? DO YOU NEED TO CHANGE DUE DATES AND AMOUNTS TO BE RECEIVED / PAID?

The **Advanced Cash Flow (CSF)** app extends the functionalities already present in the Business Central to **support entries deadlines management** in Microsoft Dynamics 365 Business Central.



## Here is a list of the features involved



Tell me what you want to do

Go to Pages and Tasks

> Average Delay Day List (CSF) Administration

Press ALT + Q and CSF

### Change

the due dates of the cashflow worksheet with a number of days specified for the payment method of the single line/order or in the customer/vendor card

### Define due dates

of the sales / purchase orders with effect of the payment terms from the expected shipment / delivery dates present in the header or order line.

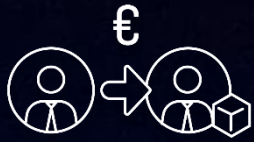
### Define due dates

of the sales orders with effect from the payment terms from the expected invoice date present in the lines of the Invoicing Plan linked to the order.

### View the customer exposure

the customer exposure in a separate cashflow account line based on the open ledger due dates.

# Operational steps



Cash Flow Setup

Open Azure AI Gallery

General >

**Advanced Cash Flow**

Due Sales - Ship. Date  Receiv. CF Account N... 0015

Due Purch. - Ship. Date

Accounts >

Numbering >

Tax >

Azure AI >

Cash Flow Worksheet | Work Date: 7/31/2022

Manage Process Line Cash Flow Open in Excel Actions Related Fewer options

Cash Flow Date	Description	Source Type	Source No.	Cash Flow Account No.	Amount (LCY)
02/03/2025	Testate vendita TEST METODO DI SPEDIZIONE 01/01/25	Ordini di ve...	1081	0020	4.800.000,00
15/12/2020	Testate vendita Cannon Group SpA 27/10/20	Ordini di ve...	1082	0020	2.000,00
14/01/2021	Testate vendita Cannon Group SpA 27/10/20	Ordini di ve...	1082	0020	2.000,00
30/12/2020	Testate vendita Cannon Group SpA 27/10/20	Ordini di ve...	1082	0020	2.250,00
→ 29/01/2021	Testate vendita Cannon Group SpA 27/10/20	Ordini di ve...	1082	0020	2.250,00
14/01/2021	Testate vendita Cannon Group SpA 27/10/20	Ordini di ve...	1082	0020	1.000,00
13/02/2021	Testate vendita Cannon Group SpA 27/10/20	Ordini di ve...	1082	0020	1.000,00

Cash Flow Worksheet | Work Date: 7/31/2022

Manage Process Line Cash Flow Open in Excel Actions Related Fewer options

Register Show **Suggest Worksheet Lines (CSF)...**

**Suggest Worksheet Lines**

Fixed Assets Disposal

Cash Flow Manual Revenues

Payables

Purchase Orders

Fixed Assets Budget

Cash Flow Manual Expenses

G/L Budget

G/L Budget Name

Jobs

Taxes

Azure AI Forecast

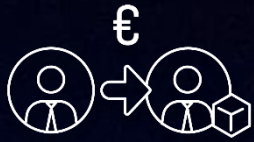
Group by Document Type

On the Cash Flow Setup page, in the "Advanced Cash Flow" Tab there are the options:

- Due Sales - Ship. Date
- Due Purch. - Ship. Date

The logic defined for calculating the expiration dates relating to sales / purchase orders is applied by the **specific function "Suggest Worksheets lines (CSF)"** on the "Cash flow Worksheet" page.

# Operational steps



Invoice Plan | Work Date: 7/31/2022

IP0000001

Create Anticipated Invoice Create Credit Memo Create Closing Invoice More options

### General

No. IP0000001  
Source Document No. 1017  
Source No. 30000  
Name Rotadent ingranaggi S.r.l.  
Address Viale Premuda 125  
Post Code/City 16100 Genova  
Country/Region Code IT

Currency Code  
Gen. Bus. Posting Group NAZIONALE  
Order Amount 7,000.00  
Invoice Plan Amount 4,200.00  
Invoice Plan Remaining Amount 0.00  
Posted Amount -  
Open Amount 4,200.00  
Completely Invoiced

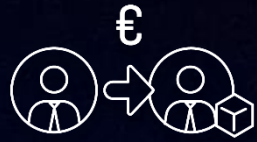
### Lines

Planned Invoice Date	Invoice Type	Share in %	Amount	Invoiced Amount	Payment Terms Code	Payment Method Code	Exe... Acti...	Invoice No.	Posting Date	Credit Memo No.	Credit Memo Amount	Description	Shipment No. Filter	Shippr Amc
9/30/2020	Anticipated ...	60	4,200.00	0.00	21 GIORNI	CONTO	<input type="checkbox"/>				0.00	Fattura di pagamento anticipat...		(
→ 11/30/2020	Closing Inv...	0	0.00	0.00	14 GIORNI	CONTO	<input type="checkbox"/>				0.00	Fattura di chiusura		(

If a Sales Order is associated with an Invoicing Plan, the amount and deadlines of the order not yet invoiced are calculated according to the lines present in the invoicing plan itself:

- Only Invoicing Plan lines with the "Invoice Posted" flag set to NO are included in the processing
- The date used to determine the "Cash Flow Date" is present on each line of the Invoicing Plan and is the "Expected Invoice Date" if  $> / =$  workdate, otherwise the workdate to which the payment condition on the invoicing plan applies.

# Operational steps



## Cash Flow Setup

Open Azure AI Gallery

General >

Advanced Cash Flow

Due Sales - Ship. Date

Due Purch. - Ship. Date

Receiv. CF Account N... 0015

Receiv. CF Account No. - Exp.  
Specifies the value of the Receiv. CF Acc. No. - Exp. field  
[Learn more](#)

Accounts >

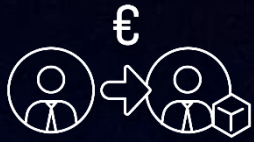
It is possible to **view the customer exposure in the appropriate line of the Chart of Cash Flow Accounts**, according to the deadlines of the items waiting for closing.

### Cash Flow Worksheet

Manage Process Line Cash Flow Open in Excel Actions Related Fewer options

Cash Flow Date	Overdue	Document No.	Cash Flow Forecast No.	Description	Source Type	Source No.	Cash Flow Account No.	Amount (LCY) †
30/09/2020		20-CX010001	FC100002	Cliente Fattura - 30/09/20 New Concepts Furniture	Contabilità c...	20-CX010001	0010	8.000,01
30/09/2020		104001	FC100002	Cliente Nota credito - 30/09/20 Progressive Home Furnishi...	Contabilità c...	104001	0010	-1.200,00
15/10/2020		20-C010001	FC100002	Cliente Fattura - 15/10/20 Afrifield Corporation	Contabilità c...	20-C010001	0010	8.000,01
26/11/2020		20-102001	FC100002	Cliente Fattura - 26/11/20 Grafiche magiche 2000	Contabilità c...	20-102001	0010	1.500,00
26/12/2020		20-102001	FC100002	Cliente Fattura - 26/12/20 Grafiche magiche 2000	Contabilità c...	20-102001	0010	1.500,00
26/12/2020		TEC00008	FC100002	Cliente Pagamento - 26/12/20 Grafiche magiche 2000	Contabilità c...	TEC00008	0015	-1.500,00
27/12/2021		21-102002	FC100002	Cliente Fattura - 27/12/21 Società mercantile internaz.	Contabilità c...	21-102002	0010	991,32
31/12/2021		21-102004	FC100002	Cliente Fattura - 31/12/21 Cliente con ric. banc. S.r.l.	Contabilità c...	21-102004	0010	571,20

# Operational steps



Payment Methods | Work Date: 7/31/2022

Code ↑	Intrastat Payment Method	Direct Debit	Direct Debit Pmt. Terms Code	Pmt. Export Line Definition	Fattura PA Payment Method	Average Delay Day	Ign... Doc... Exp...	DocFinance Payment Method
ASSEGNO		<input type="checkbox"/>			MP01		<input type="checkbox"/>	
BANCA		<input type="checkbox"/>				3	<input type="checkbox"/>	
BANCODIPAL		<input type="checkbox"/>					<input type="checkbox"/>	
BNKDOMC...		<input type="checkbox"/>					<input type="checkbox"/>	
BNKINTCO...		<input type="checkbox"/>					<input type="checkbox"/>	
CARTA		<input type="checkbox"/>					<input type="checkbox"/>	
CONTO		<input type="checkbox"/>					<input type="checkbox"/>	
INCASSI		<input type="checkbox"/>					<input type="checkbox"/>	
INTERCOM		<input type="checkbox"/>					<input type="checkbox"/>	
MULTIPLI		<input type="checkbox"/>					<input type="checkbox"/>	
PAYPAL		<input type="checkbox"/>					<input type="checkbox"/>	
RIBA		<input type="checkbox"/>			MP12		<input type="checkbox"/>	
SDD		<input checked="" type="checkbox"/>					<input type="checkbox"/>	
TRASFANC		<input type="checkbox"/>					<input type="checkbox"/>	
WORLDPAY		<input type="checkbox"/>					<input type="checkbox"/>	

Cash Flow Worksheet | Work Date: 7/31/2022

Cash Flow Date	Overdue	Document No.	Cash Flow Forecast No.	Description	Source Type	Source No.
03/11/2020	<input checked="" type="checkbox"/>	00-9	FC100002	Cliente Fattura - 30/09/20 Cannon Group SpA	Contabilità di...	00-9
07/02/2022	<input type="checkbox"/>	00-11	FC100002	Cliente Fattura - 31/01/22 Cannon Group SpA	Contabilità di...	00-11
03/02/2022	<input type="checkbox"/>	00-16	FC100002	Cliente Fattura - 31/01/22 Cannon Group SpA	Contabilità di...	00-16
13/02/2022	<input type="checkbox"/>	22-102011	FC100002	Cliente Fattura - 06/02/22 Cannon Group SpA	Contabilità di...	22-102011
23/02/2022	<input type="checkbox"/>	22-102013	FC100002	Cliente Nota credito - 16/02/22 Cannon Group SpA	Contabilità di...	22-102013
03/03/2022	<input type="checkbox"/>	22-102018	FC100002	Cliente Fattura - 24/02/22 Cannon Group SpA	Contabilità di...	22-102018
03/03/2022	<input type="checkbox"/>	22-102021	FC100002	Cliente Fattura - 24/02/22 Cannon Group SpA	Contabilità di...	22-102021
06/03/2022	<input type="checkbox"/>	23-102001	FC100002	Cliente Fattura - 27/02/22 Cannon Group SpA	Contabilità di...	23-102001

Customer Card | Work Date: 7/31/2022

10000 · Cannon Group SpA

Process New Document Approve Request Approval Prices & Discounts Navigate Customer More options

invoicing > NAZIONALE NAZIONALE

Commissions >

Electronic Document >

Payments

Payment Terms Code: 30X3FM

Cumulative Bank Receipts:

Int. on Arrears Code:

EOS Advanced Cash Flow

Average Delay Day: 10

Shipping > BLU Partial FF

It is possible to set the field "CF - Average delay days" on the Payment Methods and in the Customers / Vendors records: this value will have to adjust the Due date calculated in the cash flow for the relative movements and customer / vendor orders.

The lines generated in the Cash Flow Worksheet correctly show a "Cash Flow Date" adjusted by the value present in the "Average Delay Day" field of the payment method or, alternatively, in the same field of the customer / vendor card.

## Advanced Cash Flow App for Microsoft Dynamics 365 Business Central

### SUBSCRIPTION

Some features of the Advanced Cash Flow (CSF) app require a subscription.

The subscription can be activated from Subscription control panel or directly from the notification messages that the system proposes, by clicking on the link that allows you to start the subscription wizard.

Contact us for more info:

[www.eos-solutions.it/en/contact-support.html](http://www.eos-solutions.it/en/contact-support.html)

